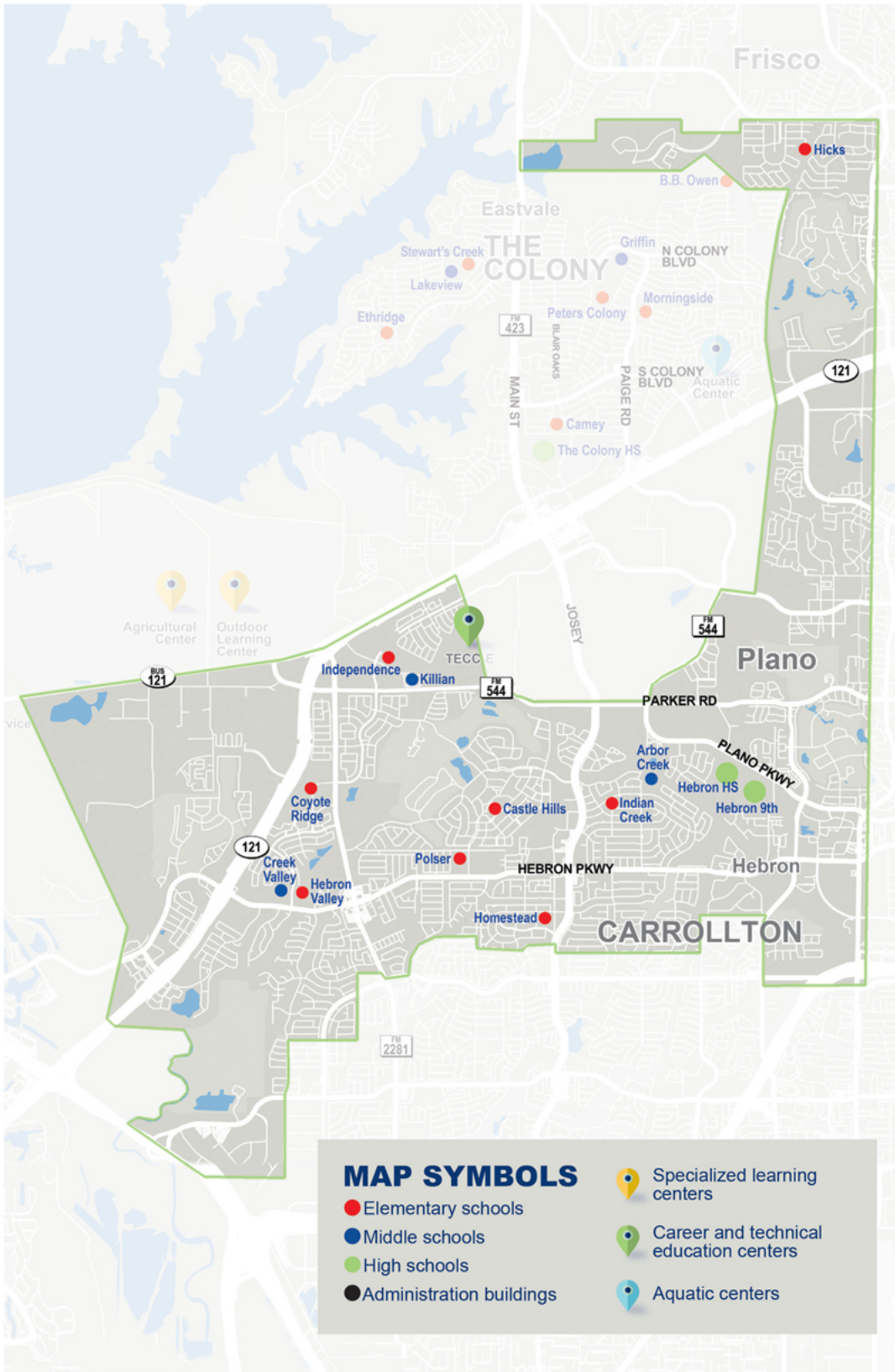


HEBRON HIGH SCHOOL



HOME OF THE HAWKS



MAP SYMBOLS

- Elementary schools
- Middle schools
- High schools
- Administration buildings
- 📍 Specialized learning centers
- 📍 Career and technical education centers
- 📍 Aquatic centers

Hebron High School

Campus Profile

SCHOOL HOURS ONLINE

8:20 a.m. to 3:35 p.m. **GRADES** 10th through 12th
lisd.net/hhs | facebook.com/hebronHS | twitter.com/Hebron_HS

STUDENT INFORMATION

2,790 Students
96.1% Average daily attendance

STAFF INFORMATION

188.03 Total staff members
14.2 Average number of years teaching experience
8.8 Average number of years teaching in LISD schools

PROFESSIONAL LEARNING

Total number of hours the staff spent developing their job skills last year

15,516

74.2

Average professional learning hours per Lewisville ISD staff member



OBSERVATION

994

Number of administrator visits to observe class instruction

142 Average number of classroom visits per administrator

At Hebron High School, we believe:

- All students can learn and be successful
- All students are prepared to be productive citizens in a global society
- Teachers and staff will provide a supportive learning environment
- Teachers and staff will ensure all students receive the assistance necessary to achieve academic success
- Through these experiences, all of our students enjoy thriving, productive lives in a future they create

We will empower our students to become productive citizens in a global society by providing a supportive learning environment with engaging lessons. Hebron High School will be an exemplary campus according to the standards of our community, state and nation.

COLLEGE READINESS

Average combined scores for 2020 college entrance exams

1170 | **24.6**
 SAT | ACT

Enrolled in AP, Pre-AP or dual credit courses **62%**

GRADUATION RATE

Percent of graduates from the class of 2020

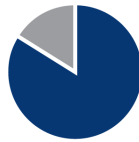
96.4%



Percent of students whose test scores indicate they are college and career ready.



SAT Reading/Writing
87%



SAT Math
72%



ACT English Comp
87%



ACT Algebra
70%



ACT Social Science
70%



ACT Biology
60%



PSAT/NMSQT
Reading/Writing
84.1%



PSAT/NMSQT
Math
65.6%

CLUBS

Clubs provide opportunities for students to engage in learning of their choice beyond the classroom. Ours include ACDEC, ASL Club, AVID, Black Student Union, Hawk TV, Circle of Friends, College Club, DECA, Earth Club, eSports, FCA, FCCLA, French Club, Hands of Hope, Hebron Asian Student Association, Hebron Red Cross, HOSA Future Health Professionals, HumanKIND, and Interact Club, Iranian Student Association, Journey to Dream, Junior State of America, Key Club, Latin Club, Latino Student Union, Lemon Club, National Art Honor Society, and National English Honor Society and National Honor Society.

ARTS AND ATHLETICS



43%

Participation in athletics or physical education

48%

Participation in fine arts such as band or theater

PROGRAMS

Our campus offers unique programs to help our students become better learners, leaders, and friends. Some of our include ACDEC, Asian-Pacific Islander Month, AVID, Black History Month, Building Leadership Team, Class Officers, Career and Tech Education, College and Career Readiness, Community and Business Partnership Career Day Out, Dignitary Night, Feeder School Nights, Hall of Fame Committee, HawkFest, Hispanic Heritage Month and Kindness Campaign.

AWARDS AND RECOGNITIONS

- UIL State Marching Band: 2nd in the State
- Color Guard: Top 15 in the Nation
- Band/Choir/Orchestra: All UIL Sweepstakes Winners
- State Counselors Crest Award 2020-2021
- Girls Golf State Champions 2021
- Swim and Dive State Qualifier
- Track and Field State Qualifier
- Five State Volleyball Titles
- 11 National Merit Finalists
- ACDEC Regional Champions
- NJROTC achieved Unit Recognition
- Girls Soccer: Regional Finalists
- eSports: 3rd in the State
- Journalism: 2nd in the State

What do our parents think?

In April 2021, parents were surveyed about the campus their child attends. Values represent the percentage of respondents who agree. Based on 378 responses.

Are satisfied overall	89.9%
The school staff cares	90.5%
Students know how to get help	87.8%
I know about my child's grades	95.2%
School is safe	93.4%
Students are happy	90.5%
Staff is encouraging	90.2%
Students who fall behind can get help	86.5%
School work is important	86.2%
Students feel welcomed	90.2%
School communicates effectively	90.5%
The staff is approachable	91.0%
They value culture and individual needs	88.4%

What do our students think?

In April 2021, seniors were asked about their experiences in the district, future readiness and post-graduation plans.



Attend college	91.9%
Join the military or attend a service academy	2.7%
Work full time	15.6%
Attend technical or trade school	2.7%
Attain industry certification	1.3%
Other	1.7%
Well-prepared for the future	83.5%
Satisfied with their LISD education	90.8%

HEBRON HIGH SCHOOL

Home of the Hawks, Carrollton, Texas

Amy Boughton, Principal



Hebron High School 9th Grade Campus Profile

SCHOOL HOURS ONLINE

8:20 a.m. to 3:35 p.m. **GRADES** 9th grade

lisd.net/hhs9 | facebook.com/hebron9th | twitter.com/hebron9th

STUDENT INFORMATION

856	Students
96.1%	Average daily attendance

STAFF INFORMATION

62.9	Total staff members
09.3	Average number of years teaching experience
6.9	Average number of years teaching in LISD schools

PROFESSIONAL LEARNING

Total number of hours the staff spent developing their job skills last year

4,886

64.2

Average professional learning hours per Lewisville ISD staff member



OBSERVATION

367

Number of administrator visits to observe class instruction

122 Average number of classroom visits per administrator

What we believe

At the Hebron 9th Grade Campus, we believe the 9th-grade year is an essential transition year in a student's education experience. We aim to empower our students through authentic, engaging learning opportunities for success in high school and beyond. We encourage all of our students to challenge themselves academically as well as get involved in a school club or organization. We want all of our students to have the best possible start to their high school experience.

COLLEGE READINESS

Average combined scores for 2020 college entrance exams

1170 | **24.6**
SAT | ACT

Enrolled in AP, Pre-AP or dual credit courses **62%**

GRADUATION RATE

Percent of graduates from the class of 2020

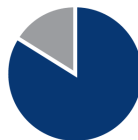
96.4%



Percent of students whose test scores indicate they are college and career ready.



SAT Reading/Writing
87%



SAT Math
72%



ACT English Comp
87%



ACT Algebra
70%



ACT Social Science
70%



ACT Biology
60%



PSAT/NMSQT
Reading/Writing
84.1%



PSAT/NMSQT
Math
65.6%

CLUBS

Clubs provide opportunities for students to learn beyond the classroom.

Some of our clubs include Student Council, Key Club, Hands of Hope, Distributive Education Clubs of America, Girls Who Code, Technology Student Association (TCA), Family, Career and Community Leaders of America, Fellowship of Christian Athletes and Health Occupations Students of America.



What do our parents think?

In April 2021, parents were surveyed about the campus their child attends. Values represent the percentage of respondents who agree. Based on 137 responses.

Are satisfied overall	94.2%
The school staff cares	92.0%
Students know how to get help	85.4%
I know about my child's grades	92.0%
School is safe	95.6%
Students are happy	93.4%
Staff is encouraging	94.2%
Students who fall behind can get help	86.9%
School work is important	86.9%
Students feel welcomed	95.6%
School communicates effectively	93.4%
The staff is approachable	93.4%
They value culture and individual needs	90.5%

ARTS AND ATHLETICS



82%
Participation in athletics or physical education

63%
Participation in fine arts such as band or theater

PROGRAMS

Our campus offers unique programs to help our students become better learners, leaders, and friends. Some of ours include the following:

- Art, Dance and Theater
- AVID college preparatory program
- Band, Choir and Orchestra
- Baseball, Softball and Volleyball
- Basketball, Football and Soccer
- Cheerleading
- Cross Country/Track
- Debate
- Gifted and Talented, Honors and AP courses
- Microsoft Certifications
- Swimming and Diving
- Wrestling

What do our students think?

In April 2021, seniors were asked about their experiences in the district, future readiness and post-graduation plans.



Attend college	91.9%
Join the military or attend a service academy	2.7%
Work full time	15.6%
Attend technical or trade school	2.7%
Attain industry certification	1.3%
Other	1.7%
Well-prepared for the future	83.5%
Satisfied with their LISD education	90.8%

AWARDS AND RECOGNITIONS

- PTA Golden Apple Award 2017, 2018, 2019, 2020
- Crest Counseling Award Recipients 2018-19, 2019-20, 2020-21
- ENERGY STAR certified school
- LEF Grant Recipients

HEBRON HIGH SCHOOL 9TH GRADE CAMPUS

Home of the Hawks, Carrollton, Texas

Amanda Werneke, Principal



Arbor Creek Middle School

Campus Profile

SCHOOL HOURS ONLINE

8:55 a.m. to 4:10 p.m. **GRADES** 6th through 8th grade

lisd.net/arborcreek | facebook.com/ArborCreekMiddleSchool | twitter.com/ArborCreekMS

STUDENT INFORMATION

867 Students
97.2% Average daily attendance

STAFF INFORMATION

71.32 Total staff members
14.2 Average number of years teaching experience
10.4 Average number of years teaching in LISD schools

PROFESSIONAL LEARNING

Total number of hours the staff spent developing their job skills last year

5,059

69.3

Average professional learning hours per Lewisville ISD staff member

165

OBSERVATION

Number of administrator visits to observe class instruction

55 Average number of classroom visits per administrator

At Arbor Creek Middle School, we believe:

- All students can learn and are capable of high individualized achievement
- All students should learn in a safe, positive and supportive environment where diversity and individuality are respected and appreciated
- All students must be taught and encouraged to collaborate, think critically, apply knowledge, problem solve, communicate effectively and use technology as a tool for learning

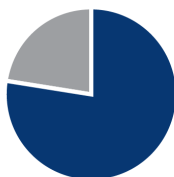
The Arbor Creek Middle School community will work together with trust and mutual respect to ensure academic success and responsible student involvement in our school, families and society. We will prepare our students to be innovative global thinkers, because at Arbor Creek, our students will enjoy thriving, productive lives in the future *they* create.



ACADEMIC PERFORMANCE

PSAT SCORES AND ADVANCED COURSES

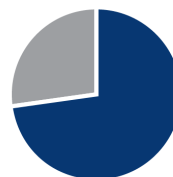
Percent of students whose PSAT test scores indicate they are college and career ready. Percent of student population who are enrolled in at least one advanced course.



PSAT Reading **77.5%**



PSAT Math **53.6%**



Pre AP/AP enrolled **73%**

CLUBS

Clubs provide opportunities for students to learn beyond the classroom. Some of our clubs include National Junior Honor Society, Student Council, Circle of Friends, Arbor Creek Environmental Club, Fellowship of Christian Athletes, Archery Club, Library Book Club, Chess Club, and Makers Space.

COMMON SENSE SCHOOL

Earning the Common Sense School badge is a symbol of our school's dedication and commitment to helping students think critically and use technology responsibly to learn, create, and participate.



PROGRAMS

Our unique programs help our students become better learners, leaders, and friends. Some of these include WEB (Where Everybody Belongs), Mastering My Success, Girls on the Run, Teen Leadership, Stress Less Group, New Student Breakfast, 180 Degrees, and Honor Code Awards.



ARTS AND ATHLETICS



100%
Participation in athletics or physical education

100%
Participation in fine arts such as music and art

AWARDS AND RECOGNITIONS

- Back-to-back State Archery Championships
- Band, Orchestra and Choir UIL Sweepstake awards (1st division superior ratings)
- Honors Band performance at Midwest Clinic in Chicago
- Bel Canto Choir performance at TMEA in San Antonio
- Numerous boys and girls athletic District Championships
- Superior art ratings at annual junior VASE



What do our parents think?

In April 2021, parents were surveyed about the campus their child attends. Values represent the percentage of respondents who agree. Based on 192 responses.

Are satisfied overall	91.7%
The school staff cares	95.8%
Students know how to get help	90.6%
I know about my child's grades	92.2%
School is safe	96.9%
Students are happy	90.1%
Staff is encouraging	96.4%
Students who fall behind can get help	89.6%
School work is important	87.0%
Students feel welcomed	93.8%
School communicates effectively	93.8%
The staff is approachable	90.1%
They value culture and individual needs	90.1%

ARBOR CREEK MIDDLE SCHOOL

Home of the Eagles
Carrollton, Texas

Amy Obenhaus, Principal





Creek Valley Middle School STEM Campus Profile

SCHOOL HOURS ONLINE

8:55 a.m. to 4:10 p.m. **GRADES** 6th through 8th grade
lisd.net/creekvalley | facebook.com/creekvalley | twitter.com/CreekValleyMS

STUDENT INFORMATION

657 Students
97.2% Average daily attendance

STAFF INFORMATION

58.15 Total staff members
11.2 Average number of years teaching experience
8.2 Average number of years teaching in LISD schools

PROFESSIONAL LEARNING

Total number of hours the staff spent developing their job skills last year

4,613



Average professional learning hours per Lewisville ISD staff member

349

OBSERVATION

Number of administrator visits to observe class instruction

116 Average number of classroom visits per administrator

The Creek Valley Middle School Culture

At Creek Valley Middle School STEM Academy, we maintain a culture that is safe, supportive, and inclusive for our entire community.

We are committed to:

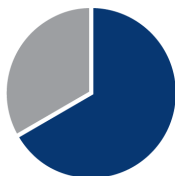
- Using restorative practices to build meaningful relationships
- Cultivating a community of acceptance and unity through transparent communication
- Providing innovative differentiation to meet the needs of all students
- Consistently following all school policies and expectations
- Being receptive to challenges and viewing them as growth opportunities
- Engaging students through the use of diverse instructional strategies
- Purposefully collaborating to support the needs of all stakeholders
- Modeling and spreading positivity and kindness in all we do



ACADEMIC PERFORMANCE

PSAT SCORES AND ADVANCED COURSES

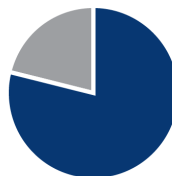
Percent of students whose PSAT test scores indicate they are college and career ready. Percent of student population who are enrolled in at least one advanced course.



PSAT Reading **66.7%**



PSAT Math **47%**



Pre AP/AP enrolled **79%**

CLUBS

Clubs allow students to learn beyond the classroom. Some of ours include Student Council, National Junior Honor Society, Science, Theater, Culture, American Sign Language, Circle of Friends, Cupcake Talk, Musical Theater, Robotics, Art Club, GSA-Gay Straight Alliance, Chess, Ping Pong, Gaming, Board Games, and Greenhouse Club.


COMMON SENSE SCHOOL

Earning the Common Sense School badge is a symbol of our school's dedication and commitment to helping students think critically and use technology responsibly to learn, create, and participate.



PROGRAMS

Our programs include AVID, Destination Imagination, Academic UIL, Apple Mentors, Career Day, College Day, Multicultural Night, Kindness Ambassadors, Principal Advisory Council, Yearbook, Band, Orchestra, Choir, Art, Theater, Athletics, Cheer, STEM, and Project Lead the Way.



ARTS AND ATHLETICS



100%
Participation in athletics or physical education

82%
Participation in fine arts such as music and art

AWARDS AND RECOGNITIONS

- UIL Sweepstakes for Band, Choir and Orchestra
- TMEA Honor Band State Finalist
- First place district One-Act Play
- Carrollton Neighbors Teacher of the Month
- Destination Imagination Team Global Finals competition
- Student art display at North Texas Irish Festival
- Certified AVID Campus
- Academic UIL 2nd place
- Art, Photography, Essay awards in MLK contest



What do our parents think?

In April 2021, parents were surveyed about the campus their child attends. Values represent the percentage of respondents who agree. Based on 131 responses.

Are satisfied overall	93.9%
The school staff cares	95.4%
Students know how to get help	90.1%
I know about my child's grades	91.6%
School is safe	94.7%
Students are happy	90.8%
Staff is encouraging	93.9%
Students who fall behind can get help	84.0%
School work is important	87.8%
Students feel welcomed	95.4%
School communicates effectively	96.9%
The staff is approachable	93.9%
They value culture and individual needs	90.8%

CREEK VALLEY MIDDLE SCHOOL
Home of the Wildcats
Carrollton, Texas

Steffanie Webb, Principal



Killian Middle School

Campus Profile

SCHOOL HOURS ONLINE

8:55 a.m. to 4:10 p.m. **GRADES** 6th through 8th grade
lisd.net/killian | facebook.com/killianms | twitter.com/killian_ms

STUDENT INFORMATION

1,102 Students
97.8% Average daily attendance

STAFF INFORMATION

83.15 Total staff members
10.3 Average number of years teaching experience
6.6 Average number of years teaching in LISD schools

PROFESSIONAL LEARNING

Total number of hours the staff spent developing their job skills last year

6,480



Average professional learning hours per Lewisville ISD staff member



OBSERVATION

705

Number of administrator visits to observe class instruction

176 Average number of classroom visits per administrator

At Killian Middle School, we believe:

- All students have unique strengths and talents that are nurtured
- All students are provided engaging and innovative learning experiences every day
- All students are provided opportunities to take risks and develop a growth mindset

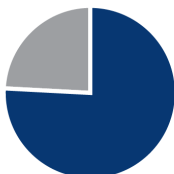
Killian Middle School is committed to providing all students with a forward-thinking education giving them the opportunity to empower, inspire, create and innovate during their middle school years.

All students engage in learning experiences that connect them to both global and local communities through project-based learning opportunities, Science, Technology, Engineering, Art and Math activities that are real-world experiences. Students at Killian are nurtured, and the well-being of the whole child is a priority for all staff. Students are provided opportunities to take risks, and growth mindsets are enhanced throughout the learning journey of each student. We believe what begins at Killian will change the world, and our students are prepared for that challenge.

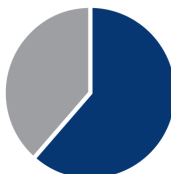
ACADEMIC PERFORMANCE

PSAT SCORES AND ADVANCED COURSES

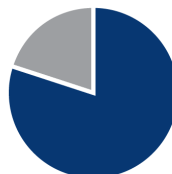
Percent of students whose PSAT test scores indicate they are college and career ready. Percent of student population who are enrolled in at least one advanced course.



PSAT Reading **76.1%**



PSAT Math **61.5%**



Pre AP/AP enrolled **80%**

CLUBS

Clubs provide opportunities for students to engage in learning of their choice beyond the classroom.

Some of our clubs include NJHS, Student Council, Kindness Club, and FCA .

COMMON SENSE SCHOOL



Earning the Common Sense School badge is a symbol of our school's dedication and commitment to helping students think critically and use technology responsibly to learn, create, and participate.



PROGRAMS

Our campus offers unique programs to help our students grow. Some of our programs include Dual Language, GT, SPED, ESL, Circle of Friends, and Peer Buddy PE.



ARTS AND ATHLETICS



99%
Participation in athletics or physical education

81%
Participation in fine arts such as music and art

What do our parents think?

In April 2021, parents were surveyed about the campus their child attends. Values represent the percentage of respondents who agree. Based on 270 responses.

Are satisfied overall	93.3%
The school staff cares	94.4%
Students know how to get help	92.6%
I know about my child's grades	93.0%
School is safe	97.0%
Students are happy	93.3%
Staff is encouraging	93.0%
Students who fall behind can get help	89.3%
School work is important	88.9%
Students feel welcomed	90.0%
School communicates effectively	92.2%
The staff is approachable	93.3%
They value culture and individual needs	90.7%

AWARDS AND RECOGNITIONS

- Texas School Counselor Association CREST Award Winner
- Band, Choir, and Orchestra received Sweepstakes in UIL
- 8th Grade Football District Champions

KILLIAN MIDDLE SCHOOL
Home of the Mustangs
Lewisville, Texas

Dr. Tina Krol, Principal



Castle Hills Elementary School

Campus Profile

SCHOOL HOURS ONLINE

7:45 a.m. to 3 p.m. **GRADES** Kindergarten through 5th grade
lisd.net/castlehills | facebook.com/castlehillises | twitter.com/CastleHillsES

STUDENT INFORMATION

678 Students
97.4% Average daily attendance

STAFF INFORMATION

54.86 Total staff members
14.8 Average number of years teaching experience
10.4 Average number of years teaching in LISD schools

PROFESSIONAL LEARNING

Total number of hours the staff spent developing their job skills last year

4,928

78.2

Average professional learning hours per Lewisville ISD staff member



OBSERVATION

431 Number of administrator visits to observe class instruction

216 Average number of classroom visits per administrator

The Castle Hills mission

Castle Hills Elementary, a Great Expectations model school, transforms lives through education. Teacher attitude and responsibility contribute to high engagement. Teacher knowledge of learning and skill in instruction make learning challenging and insightful.

We believe:

- All children can learn
- In contributing positively to student self-esteem
- Building a climate of mutual respect to improve risk-taking and trust

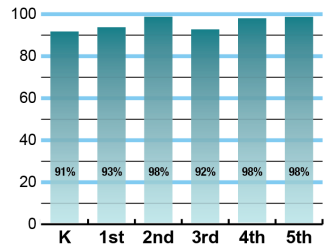
Our student successes are accomplished with a very active and supportive community that values education.



ACADEMIC PERFORMANCE

Istation by grade level

Lewisville ISD monitors students' reading progress through the Istation computer program. Teachers can quickly assess which students need help. This chart shows the percent of students reading on grade level or showing six months growth at the end of the school year.



CLUBS

Clubs provide opportunities for students to engage in learning of their choice beyond the classroom.

Some of our clubs include Run Club, Brianna's Buddies, Student Council, CHE News Crew, CHE Rise and Shine Crew, Principal Advisory Team, Newspaper Club, and Kind Club.

COMMON SENSE SCHOOL



Earning the Common Sense School badge is a symbol of our school's dedication and commitment to helping students think critically and use technology responsibly to learn, create, and participate.

PROGRAMS

Our campus offers unique programs to help our students become better learners, leaders, and friends. Some of these include Snapping Dragons, Great Expectations, After School Enrichment Programs run by the PTA, Watch D.O.G.S. (Dads of Great Students), PTA, and Parent Book Study.

ARTS AND ATHLETICS



100%
Participation in athletics or physical education

100%
Participation in fine arts such as music and art

AWARDS AND RECOGNITIONS

- National PTA School of Excellence 2018 – 2020 and 2020 – 2022
- Great Expectations Model School 2016 – 2017 and 2017 – 2018
- March 2018 School of the Month Lewisville Chamber of Commerce
- CREST Award, 2018 and 2019
- ENERGY STAR certified school



What do our parents think?

In April 2021, parents were surveyed about the campus their child attends. Values represent the percentage of respondents who agree. Based on 189 responses.

Are satisfied overall	93.7%
The school staff cares	96.3%
Students know how to get help	92.6%
I know about my child's grades	84.1%
School is safe	98.4%
Students are happy	96.3%
Staff is encouraging	94.7%
Students who fall behind can get help	87.8%
School work is important	93.7%
Students feel welcomed	96.8%
School communicates effectively	93.1%
The staff is approachable	93.7%
They value culture and individual needs	95.8%

CASTLE HILLS ELEMENTARY SCHOOL

Home of the DRAGONS
Lewisville, Texas

Jaime Clark, Principal



Coyote Ridge Elementary School

Campus Profile

SCHOOL HOURS ONLINE

7:45 a.m. to 3 p.m. **GRADES** Kindergarten through 5th grade
lisd.net/coyoteridge | facebook.com/coyoteridge | twitter.com/CoyoteRidgeES

STUDENT INFORMATION

571 Students
97.4% Average daily attendance

STAFF INFORMATION

54.12 Total staff members
10.9 Average number of years teaching experience
9.1 Average number of years teaching in LISD schools

PROFESSIONAL LEARNING

Total number of hours the staff spent developing their job skills last year

4,697



Average professional learning hours per Lewisville ISD staff member

204

OBSERVATION

Number of administrator visits to observe class instruction

102 Average number of classroom visits per administrator

What we believe

At Coyote Ridge Elementary, we inspire learners to become innovative, collaborative, life-long designers who contribute to an ever-changing global community. We engage the school in The Leader in Me program and The 7 Habits of Happy Kids to embrace a process that helps develop the essential life skills and characteristics students need to thrive in the 21st century. Students experience personal leadership as a practice in being accountable for actions, attitudes, and talents that contribute to their successes.

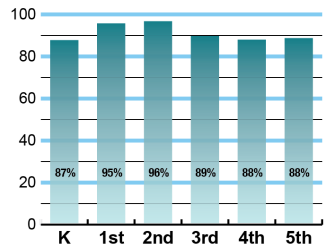
We believe in continuous professional learning to provide the most relevant, engaging, and collaborative environment to promote 21st-century learning for our children. Relationships are a priority, and we address the needs of the whole child, both academic and social-emotional.

We are a community of learners who all participate in personal and professional goal-setting, tracking, and reflection on our impact on student learning and achievement. Our students thrive in a learning environment that embraces authentic, real-world applications where they can collaborate, communicate, and create while pushing themselves to think critically about their learning.

ACADEMIC PERFORMANCE

Istation by grade level

Lewisville ISD monitors students' reading progress through the Istation computer program. Teachers can quickly assess which students need help. This chart shows the percent of students reading on grade level or showing six months growth at the end of the school year.



CLUBS

Clubs provide opportunities for students to learn beyond the classroom. Some of ours include CNN Coyote News Network, Gizmo Girls STEM Club, Creative Illustrator and Author Club, Student Lighthouse Team (Student Council), Peace of Chess Yoga-Chess Club, Coyote Choir, Jump Rope Club, Safety Patrol, Kindness Ambassadors and Circle of Friends.

COMMON SENSE SCHOOL

Earning the Common Sense School badge is a symbol of our school's dedication and commitment to helping students think critically and use technology responsibly to learn, create, and participate.



PROGRAMS

Our campus offers unique programs to help our students grow. Some of ours include The Leader in Me, Makerspace, Howler Awards, Recognition Rallies, Restorative Practices, Second Steps, CNN NewsCrew, Kindness Ambassadors, Green Team, Lost-and-Found Team, and Watch D.O.G.S.



ARTS AND ATHLETICS



99%
Participation in athletics or physical education

98%
Participation in fine arts such as music and art

AWARDS AND RECOGNITIONS

- Leader in Me School
- Common Sense School Recognition 2020-22
- CREST Award (Counselors Reinforcing Excellence in Texas) 2017, 2018, 2020, 2021
- ENERGY STAR certified school
- Kindness certified school
- Drive for Five PTA Award 2018
- \$5,000 LEF Campus Excellent Grant for STEM Lab and Makerspace



What do our parents think?

In April 2021, parents were surveyed about the campus their child attends. Values represent the percentage of respondents who agree. Based on 120 responses.

Are satisfied overall	96.7%
The school staff cares	98.3%
Students know how to get help	96.7%
I know about my child's grades	96.7%
School is safe	98.3%
Students are happy	97.5%
Staff is encouraging	99.2%
Students who fall behind can get help	96.7%
School work is important	95.0%
Students feel welcomed	90.0%
School communicates effectively	94.2%
The staff is approachable	96.7%
They value culture and individual needs	93.3%

COYOTE RIDGE ELEMENTARY SCHOOL

Home of the Coyotes
Carrollton, Texas

Padgett Cervantes, Principal



Hebron Valley Elementary School

Campus Profile

SCHOOL HOURS ONLINE

7:45 a.m. to 3 p.m. **GRADES** Pre-K through 5th grade

lisd.net/hebronvalley | facebook.com/hebronvalley | twitter.com/HebronValleyES

STUDENT INFORMATION

425	Students
97.5%	Average daily attendance

STAFF INFORMATION

50.33	Total staff members
13.7	Average number of years teaching experience
11	Average number of years teaching in LISD schools

PROFESSIONAL LEARNING

Total number of hours the staff spent developing their job skills last year

4,461



Average professional learning hours per Lewisville ISD staff member



OBSERVATION

Number of administrator visits to observe class instruction

424

212 Average number of classroom visits per administrator

Campus Mission Statement:

The Hebron Valley Community will provide a safe, collaborative environment for impactful experiences to inspire lifelong learners who are productive citizens in a future they create.

At Hebron Valley Elementary, we believe that:

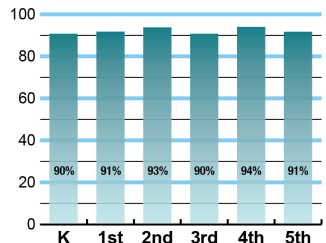
- All students can be successful using their unique strengths and talents
- All students should have engaging and innovative learning experiences everyday
- All students are encouraged to take risks and have a growth mindset

Hebron Valley Elementary is committed to providing all students with a forward-thinking education that gives them the opportunity to empower, inspire, create, and innovate. All students are provided with learning experiences that connect them to the global community as well as the local community through project-based learning, technology integration, 21st-century learning and real-world experiences. Students are encouraged to have a growth mindset and take risks throughout their learning journey. Hebron Valley Elementary is a student-centered school for future-ready students because when students leave here, they have the ability to positively impact the world.

ACADEMIC PERFORMANCE

Istation by grade level

Lewisville ISD monitors students' reading progress through the Istation computer program. Teachers can quickly assess which students need help. This chart shows the percent of students reading on grade level or showing six months growth at the end of the school year.



CLUBS

Students engage in learning of their choice beyond the classroom through clubs.

Some of our clubs include Student Council, Top Dogs Percussion Ensemble and the Husky Pride Choir.

COMMON SENSE SCHOOL

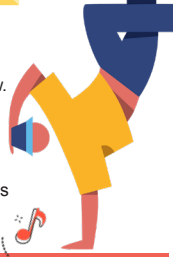


Earning the Common Sense School badge is a symbol of our school's dedication and commitment to helping students think critically and use technology responsibly to learn, create, and participate.



PROGRAMS

Our unique programs help our students grow. Some of ours include Dennis Lee and Nana Puddin' Virtual Experience, Multicultural Celebration, local restaurants PTA Spirit Nights, STEM Enrichment, Field Week, Fun Run, Career Week, Mental Health Awareness Month, Healthy Husky Heart Challenge, and Run to Disney World Challenge.



ARTS AND ATHLETICS



100%
Participation in athletics or physical education

100%
Participation in fine arts such as music and art

AWARDS AND RECOGNITIONS

- CREST Award: Counselors Reinforcing Excellence in Students in Texas
- Common Sense Certified Campus
- LEF Grant awarded to a teacher
- PTA Lifetime Members
- Rockstar Awards to our students every 9 weeks
- LISD Assistant Principal of the Year
- LISD Elementary Counselor of the Year Finalist
- LISD Teacher of the Year Finalist
- Child Nutrition Finalist
- LISD Student Resource Officer of the Year



What do our parents think?

In April 2021, parents were surveyed about the campus their child attends. Values represent the percentage of respondents who agree. Based on 114 responses.

Are satisfied overall	99.1%
The school staff cares	99.1%
Students know how to get help	93.0%
I know about my child's grades	97.4%
School is safe	100%
Students are happy	97.4%
Staff is encouraging	99.1%
Students who fall behind can get help	90.4%
School work is important	98.2%
Students feel welcomed	97.4%
School communicates effectively	96.5%
The staff is approachable	97.4%
They value culture and individual needs	95.6%

HEBRON VALLEY ELEMENTARY SCHOOL

Home of the Huskies
Carrollton, Texas

Laura Zamora, Principal



Homestead Elementary School

Campus Profile

SCHOOL HOURS ONLINE

7:45 a.m. to 3 p.m. **GRADES** Kindergarten through 5th grade

lisd.net/homestead | facebook.com/homesteades | twitter.com/HomesteadES

STUDENT INFORMATION

493 Students
97.3% Average daily attendance

STAFF INFORMATION

47.4 Total staff members
18.5 Average number of years teaching experience
14.5 Average number of years teaching in LISD schools

PROFESSIONAL LEARNING

Total number of hours the staff spent developing their job skills last year

3,934

77.1

Average professional learning hours per Lewisville ISD staff member

188

OBSERVATION

Number of administrator visits to observe class instruction

94 Average number of classroom visits per administrator

At Homestead Elementary, we believe:

All of our students are lifelong learners who demonstrate integrity and personal excellence in a future they create.

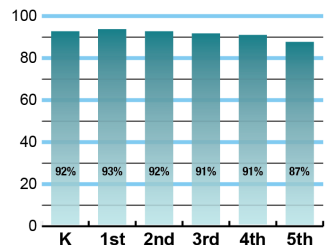
Homestead Elementary students, staff, and community work in partnership to create a positive, caring learning environment where students will be challenged through collaborative and innovative experiences to succeed in academics and life. We have a vibrant school community that is committed to the success of all students.



ACADEMIC PERFORMANCE

Istation by grade level

Lewisville ISD monitors students' reading progress through the Istation computer program. Teachers can quickly assess which students need help. This chart shows the percent of students reading on grade level or showing six months growth at the end of the school year.



CLUBS


Clubs provide opportunities for students to engage in learning of their choice beyond the classroom.

Some of our clubs include Science Club, Robotics Club, Student Council, Destination Imagination, Honor Choir, and Circle of Friends.

COMMON SENSE SCHOOL



Earning the Common Sense School badge is a symbol of our school's dedication and commitment to helping students think critically and use technology responsibly to learn, create, and participate.



PROGRAMS

Our campus offers unique programs to help our students become better learners, leaders, and friends.

Some of our programs include STEM discovery class.



ARTS AND ATHLETICS



99%
Participation in athletics or physical education

100%
Participation in fine arts such as music and art

AWARDS AND RECOGNITIONS

- LISD District Teacher of the Year
- LISD Campus Support Personnel Winner
- CREST Award Winner
- National Award Winning PTA



What do our parents think?

In April 2021, parents were surveyed about the campus their child attends. Values represent the percentage of respondents who agree. Based on 116 responses.

Are satisfied overall	95.7%
The school staff cares	98.3%
Students know how to get help	94.8%
I know about my child's grades	91.4%
School is safe	98.3%
Students are happy	98.3%
Staff is encouraging	95.7%
Students who fall behind can get help	87.9%
School work is important	92.2%
Students feel welcomed	99.1%
School communicates effectively	87.9%
The staff is approachable	94.0%
They value culture and individual needs	91.4%

HOMESTEAD ELEMENTARY SCHOOL

Home of the Mustangs
Carrollton, Texas

Sean Perry, Principal



Independence Elementary School

Campus Profile

SCHOOL HOURS 7:45 a.m. to 3 p.m. **GRADES** Pre-K through 5th grade
ONLINE lisd.net/independence | facebook.com/independences | twitter.com/IndependenceES

STUDENT INFORMATION

839 Students
97.1% Average daily attendance

STAFF INFORMATION

87.05 Total staff members
9.7 Average number of years teaching experience
6.1 Average number of years teaching in LISD schools

PROFESSIONAL LEARNING

Total number of hours the staff spent developing their job skills last year

6,852

74.5

Average professional learning hours per Lewisville ISD staff member



OBSERVATION

334 Number of administrator visits to observe class instruction

111 Average number of classroom visits per administrator

At Independence Elementary we believe:

- Students have the potential to accomplish any goal they set
- Students see themselves as leaders today and for the rest of their lives
- Students will live up to grand expectations that have personal meaning

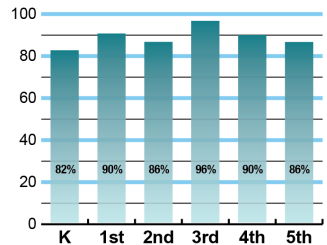
We are committed to partnering with our school community, working towards goals that are academically aligned in purpose and have collective focus on student achievement. We expect our Eagles to be well-rounded, compassionate, competitive, critical thinkers, and lifelong learners. By providing a safe environment to spread their wings, make mistakes, take risks and celebrate success, students will be prepared for a productive life in a future they create.

Independence is a "Leadership Happens Here" campus, which integrates Covey's Seven Habits of Highly Effective People in all learning. Eagle students learn about the seven habits, manage a data binder and earn Leadership Happens Here tickets when they demonstrate a habit. Our program nurtures students to be future-ready, hopeful, problem solvers, and courageous.

ACADEMIC PERFORMANCE

Istation by grade level

Lewisville ISD monitors students' reading progress through the Istation computer program. Teachers can quickly assess which students need help. This chart shows the percent of students reading on grade level or showing six months growth at the end of the school year.



CLUBS

Clubs provide opportunities for students to engage in learning of their choice beyond the classroom.

Some of our clubs include Run Club, Girl Scouts and Choir.

COMMON SENSE SCHOOL



Earning the Common Sense School badge is a symbol of our school's dedication and commitment to helping students think critically and use technology responsibly to learn, create, and participate.



What do our parents think?

PROGRAMS

Our campus offers unique programs to help our students become better learners, leaders, and friends. Some of our programs include Dual Language Program, Student Council, National Elementary Honor Society, Coder Kids, Encore and SSA.



In April 2021, parents were surveyed about the campus their child attends. Values represent the percentage of respondents who agree. Based on 167 responses.

Are satisfied overall	93.4%
The school staff cares	94.6%
Students know how to get help	93.4%
I know about my child's grades	93.4%
School is safe	97.6%
Students are happy	94.6%
Staff is encouraging	95.2%
Students who fall behind can get help	93.4%
School work is important	95.8%
Students feel welcomed	92.2%
School communicates effectively	89.8%
The staff is approachable	92.8%
They value culture and individual needs	95.2%

ARTS AND ATHLETICS



100%
Participation in athletics or physical education

100%
Participation in fine arts such as music and art

AWARDS AND RECOGNITIONS

- Common Sense Digital Citizenship Campus
- CREST Counselor Award
- PTA Golden Apple Award
- National PTA School of Excellence

INDEPENDENCE ELEMENTARY SCHOOL

Home of the Eagles
Lewisville, Texas

Theodora Winslow, Principal



Indian Creek Elementary School

Campus Profile

SCHOOL HOURS ONLINE

7:45 a.m. to 3 p.m. **GRADES** Pre-K through 5th grade

lisd.net/indiancreek | facebook.com/indiancreekes | twitter.com/IndianCreekES

STUDENT INFORMATION

536 Students
97.2% Average daily attendance

STAFF INFORMATION

58.7 Total staff members
10.8 Average number of years teaching experience
6.1 Average number of years teaching in LISD schools

PROFESSIONAL LEARNING

Total number of hours the staff spent developing their job skills last year

5,193

82.4

Average professional learning hours per Lewisville ISD staff member

247

OBSERVATION

Number of administrator visits to observe class instruction

124 Average number of classroom visits per administrator

At Indian Creek Elementary, we believe:

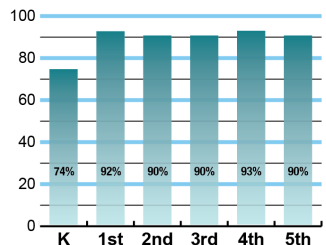
- Building strong relationships is vital in learning
- Positive learning experiences lead to social emotional health and allow students to take risk and learn from their mistakes
- Community engagement is a vital part of the learning process

Indian Creek Elementary School is the heart of the community! We are a diverse community where all students learn together, with one another, and from one another. We are an inclusive school with innovative instructional strategies that support ALL students' learning needs. We believe turning personal interests into learning experiences empowers our students and their love for learning. We are committed to providing student-centered experiences where all students have opportunities to engage in real-world learning, through field trips, hands-on experiences and guest speakers. We value the importance of enriching our students' learning and developing leaders by providing a variety of clubs and organizations. Our partnership with parents and community plays an important role in the success of Indian Creek's students and staff.

ACADEMIC PERFORMANCE

Istation by grade level

Lewisville ISD monitors students' reading progress through the Istation computer program. Teachers can quickly assess which students need help. This chart shows the percent of students reading on grade level or showing six months growth at the end of the school year.



CLUBS

Students engage in learning of their choice beyond the classroom through clubs.

Some of our clubs include Student Council and The Early Bird Show.

COMMON SENSE SCHOOL



Earning the Common Sense School badge is a symbol of our school's dedication and commitment to helping students think critically and use technology responsibly to learn, create, and participate.



PROGRAMS

Our campus offers unique programs to help our students grow. Some of ours include Read Across Indian Creek, 5th Grade Honor Society, Honor Choir, Restorative Practice Campus, K-2 Reading 2x2 Tournament, Reading Bluebonnet, Indian Creek Virtual Reading Talks, Indian Creek Parent Cafe Talks.



ARTS AND ATHLETICS



96%
Participation in athletics or physical education

97%
Participation in fine arts such as music and art

AWARDS AND RECOGNITIONS

- Teacher of the Year Coach Parker
- National PTA School of Excellence
- Principal of the Year Finalist
- Friendly Falcon
- CREST
- LEF Grants for Teachers



What do our parents think?

In April 2021, parents were surveyed about the campus their child attends. Values represent the percentage of respondents who agree. Based on 99 responses.

Are satisfied overall	89.9%
The school staff cares	94.9%
Students know how to get help	90.9%
I know about my child's grades	87.9%
School is safe	98.0%
Students are happy	89.9%
Staff is encouraging	96.0%
Students who fall behind can get help	85.9%
School work is important	88.9%
Students feel welcomed	89.9%
School communicates effectively	81.8%
The staff is approachable	88.9%
They value culture and individual needs	90.9%

INDIAN CREEK ELEMENTARY SCHOOL

Home of the Falcons
Carrollton, Texas

Lori Sowers, Principal





Polser Elementary School

STEM Academy Campus Profile

SCHOOL HOURS ONLINE

7:45 a.m. to 3:25 p.m. **GRADES** Pre-K through 5th grade
lisd.net/polser | facebook.com/polseres | twitter.com/PolserES

STUDENT INFORMATION

445 Students
96.5% Average daily attendance

STAFF INFORMATION

57.8 Total staff members
11.6 Average number of years teaching experience
7.2 Average number of years teaching in LISD schools

PROFESSIONAL LEARNING

Total number of hours the staff spent developing their job skills last year

5,302



Average professional learning hours per Lewisville ISD staff member



OBSERVATION

Number of administrator visits to observe class instruction

128 Average number of classroom visits per administrator

At Polser Elementary, we strive:

- To create an engaging environment for all stakeholders
- To provide challenging, relevant 21st Century instruction that allows for student success and growth opportunities
- To celebrate our diversity and establish a kind, inclusive environment for all students
- To foster partnerships that build capacity in our students and deepen our connections with the community

In May 2019, Polser Elementary became a nationally certified campus for STEM Excellence in Texas.

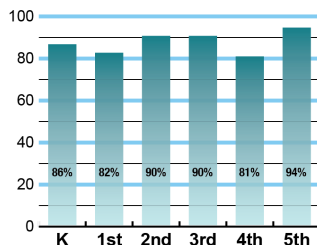
We believe students, staff and community design and implement a learning organization that provides engaging, innovative experiences every day.



ACADEMIC PERFORMANCE

Istation by grade level

Lewisville ISD monitors students' reading progress through the Istation computer program. Teachers can quickly assess which students need help. This chart shows the percent of students reading on grade level or showing six months growth at the end of the school year.



CLUBS

Students engage in learning of their choice beyond the classroom through clubs. Ours include LEGO Robotics, Circle of Friends, KidFit, Hogwarts Club, Beginning Coding, Crop, Paper Scissors, Make it, The Investigating Adventure, Boppin' BlueBots, Polser Players, Reading Rocks!, Around the World, and Soccer.

COMMON SENSE SCHOOL

Earning the Common Sense School badge is a symbol of our school's dedication and commitment to helping students think critically and use technology responsibly to learn, create, and participate.



PROGRAMS

Our campus offers unique programs to help our students grow. Some of these include Watch D.O.G.S., Kids with Character, Student Council, 4th and 5th Grade Choir, Kindness Week, College and Career Week, STEM Family Night, STEM Curriculum Writing, STEM Certification, and 2nd Grade Engineering Block.



ARTS AND ATHLETICS



100%
Participation in athletics or physical education

100%
Participation in fine arts such as music and art

AWARDS AND RECOGNITIONS

- STEM Academy in 2019-2020
- Castle Hills Teacher of the Month
- PTA Recognitions LEF Grants
- Spelling Bee Finalist
- CREST Counseling Award 2018-2019
- National STEM Certification
- STEM Certified Teachers
- Teacher of the Month



What do our parents think?

In April 2021, parents were surveyed about the campus their child attends. Values represent the percentage of respondents who agree. Based on 139 responses.

Are satisfied overall	98.6%
The school staff cares	99.3%
Students know how to get help	96.4%
I know about my child's grades	97.8%
School is safe	99.3%
Students are happy	100.0%
Staff is encouraging	99.3%
Students who fall behind can get help	94.2%
School work is important	98.6%
Students feel welcomed	95.0%
School communicates effectively	95.0%
The staff is approachable	97.1%
They value culture and individual needs	97.1%

POLSER ELEMENTARY SCHOOL

Home of the Polar Bears
Carrollton, Texas

Lisa Phelps, Principal



Tom Hicks Elementary School

Campus Profile

SCHOOL HOURS 7:45 a.m. to 3 p.m. **GRADES** Kindergarten through 5th grade
ONLINE lisd.net/hicks | facebook.com/hickselementary | twitter.com/HicksElementary

STUDENT INFORMATION

644 Students
96.6% Average daily attendance

STAFF INFORMATION

56.91 Total staff members
11.8 Average number of years teaching experience
8.6 Average number of years teaching in LISD schools

PROFESSIONAL LEARNING

Total number of hours the staff spent developing their job skills last year

4,535

67.7

Average professional learning hours per Lewisville ISD staff member



OBSERVATION

116 Number of administrator visits to observe class instruction

58 Average number of classroom visits per administrator

At Hicks Elementary:

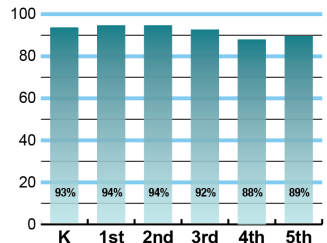
- We have purposefully designed a 21st-century learning organization that teaches students to think globally in the digital age
- We aspire to authentically engage every student every day to create and learn
- We understand that today's students must be challenged through the use of technology to think, plan, create and collaborate
- We embrace and implement cutting edge brain-based research practices such as Spanish Immersion and the Action Based Learning Lab
- We continue our growth as we design a school that will enable our students to thrive in a future they create
- We believe that education is a foundation of the home and community as well as the school

The future of our students, our community, and even our country depends on our success. Together, we will find every child's hidden talents and enable every student to be the best scholar, artist and person they can be. At Hicks Elementary, "Our Future Starts Here."

ACADEMIC PERFORMANCE

Istation by grade level

Lewisville ISD monitors students' reading progress through the Istation computer program. Teachers can quickly assess which students need help. This chart shows the percent of students reading on grade level or showing six months growth at the end of the school year.



CLUBS

Students engage in learning of their choice beyond the classroom through clubs. Ours include Choir, Art Club, Coding Club, Circle of Friends, Student Council, Destination Imagination, Encore Kids, Robotics, Spanish Immersion Camp, THTV Journalists, Young Rembrandts, and Ukelele Club.

COMMON SENSE SCHOOL




Earning the Common Sense School badge is a symbol of our school's dedication and commitment to helping students think critically and use technology responsibly to learn, create, and participate.



PROGRAMS

Our campus offers unique programs to help our students grow. Some of our programs include Spanish Immersion, Action Based Learning Lab, Campus Project Based Learning Activities, Academic Medal Plan, ePortfolio Assessment Panels, Exceptional Reader, and Pup Camp.



ARTS AND ATHLETICS



100%
Participation in athletics or physical education

100%
Participation in fine arts such as music and art



What do our parents think?

In April 2021, parents were surveyed about the campus their child attends. Values represent the percentage of respondents who agree. Based on 166 responses.

Are satisfied overall	92.2%
The school staff cares	97.0%
Students know how to get help	92.8%
I know about my child's grades	91.0%
School is safe	97.6%
Students are happy	96.4%
Staff is encouraging	94.0%
Students who fall behind can get help	87.3%
School work is important	95.2%
Students feel welcomed	89.8%
School communicates effectively	86.1%
The staff is approachable	89.2%
They value culture and individual needs	91.0%

AWARDS AND RECOGNITIONS

- LISD Board Strategic Design Workshop Presenter
- ABC and NBC News featured for Action Based Learning Lab
- One of two Spanish Immersion Programs in LISD
- Top 10% in the nation in faculty morale (Gallup Engagement Survey)
- Top 20% among all educational institutions in educating all students, teacher efficacy, school leadership, school climate, and school resources (Panorama Education Survey)

TOM HICKS ELEMENTARY SCHOOL

Home of the Timberwolves
Frisco, Texas

Misty Webb, Principal



Visit us online for more information about the best schools in Texas.



lisd.net/realtor

